

# Policy and Sustainability Committee

10.00am, Tuesday 23 February 2021

## Police Scotland – City of Edinburgh Division Update

Executive/routine  
Wards  
Council Commitments

### 1. Recommendations

---

- 1.1 To note the update from the divisional commander.

**Andrew Kerr**

Chief Executive

Contact: Gavin King, Democracy, Governance and Resilience Senior Manager

E-mail: [gavin.king@edinburgh.gov.uk](mailto:gavin.king@edinburgh.gov.uk) | Tel: 0131 529 4239

# Report

## Police Scotland – City of Edinburgh Division Update

### 2. Executive Summary

---

- 2.1 This report provides the update for April 2020 to December 2020 from Police Scotland on the City of Edinburgh division.

### 3. Background

---

- 3.1 In May 2019 the Council agreed that police and fire and rescue service city-wide plans, policies and performance would be considered by the new Policy and Sustainability Committee.
- 3.2 This would provide a forum for Police Scotland and the Scottish Fire and Rescue Service to discuss major cross-cutting issues with the Council as well as fulfilling their duty to engage with the local authority.

### 4. Main report

---

- 4.1 This report covers the period April 2020 to December 2020 and is part of a regular update from the divisional commander to the Policy and Sustainability Committee.

### 5. Next Steps

---

- 5.1 Not applicable.

### 6. Financial impact

---

- 6.1 Not applicable.

### 7. Stakeholder/Community Impact

---

- 7.1 Not applicable.

## **8. Background reading/external references**

---

- 8.1 Policy and Sustainability Committee 1 October 2019 - [Police Scotland – City of Edinburgh Division Update](#)
- 8.2 Policy and Sustainability Committee 25 February 2020 – [Police Scotland – City of Edinburgh Division Update](#)
- 8.3 Policy and Sustainability Committee 11 June 2020 – [Police Scotland – City of Edinburgh Division Update](#)
- 8.4 Policy and Sustainability Committee 6 October 2020 – [Police Scotland – City of Edinburgh Division Update](#)
- 8.5 Policy and Sustainability Committee 1 December 2020 – [Police Scotland – City of Edinburgh Division Update](#)

## **9. Appendices**

---

Report by the divisional commander

Policing for a safe, protected and resilient Scotland



**POLICE**  
**SCOTLAND**  
Keeping people safe  
**POILEAS ALBA**

# EDINBURGH CITY DIVISION

## SCRUTINY REPORT

April - December 2020

**OFFICIAL**



# Contents

Introduction by the Divisional Commander.....	3
Summary of Local Policing Priorities.....	4
Edinburgh City Division At a glance.....	5
Strategic Outcome: Public Safety and Wellbeing.....	6
Strategic Outcome: Needs of Local Community.....	16
Strategic Outcome: Confidence in Policing.....	17
Strategic Outcome: Positive Working Environment.....	18
Strategic Outcome: Sustainable & Adaptable Service .....	19
Crime Statistics.....	20
Useful Links.....	29

# Introduction by the Divisional Commander



I am pleased to present the Edinburgh City Division Scrutiny Report for April – December 2020. The restrictions caused by Covid-19 continue to impact every area of our lives, and the demands placed on the police is no exception. The cancellation of major events such as Hogmanay and the Torchlight Parade were among the main casualties of the greater imperative of supporting the public through a new range of measures aimed at reducing the spread of Covid-19.

There is cause for optimism that a degree of normality will return through 2021. A key part in that process is the delivery of the vaccination programme across Scotland. I am pleased to say the first vaccination centres are up and running in the city with more coming online soon. We are closely supporting our key partners to ensure a safe and secure delivery environment.

Maintaining 'business-as-usual' alongside policing the potential return of our signature cultural festivals, sporting events, and the night-time economy are central to our plans for the year. Whilst unclear at this time what shape they may take, we will continue to work closely with our planning partners in local government, the City of Edinburgh Council and the private sector to ensure safe delivery of not only these, but also key national events such as the European Football Championships and the 26<sup>th</sup> Conference of the Parties which will have significant footprints in the capital.

Our performance within this document shows some significant and welcome reductions in recorded crimes such as domestic housebreaking, vehicle crime and violence. We continually monitor crime trends to ensure that any displacement is identified and addressed, for example whilst crimes of dishonesty have reduced overall, there has been an increase in instances of online fraud. Along with our conventional operational response, we have promoted and supported our education campaign through the media, with officers proactively identifying vulnerable victims and ensuring they are suitably supported.

Looking forward, you will see that Police Scotland has committed to the implementation of Body Worn Video (BWV). This will be allocated to officers in specialist roles initially, before being rolled out to all officers and staff in appropriate roles. I welcome this positive change, believing this will support public trust and confidence in policing, whilst realising wider benefits for the criminal justice system and the safety of our staff. This is part of a wider project supporting Digitally Enabled Policing that includes mobile working for operational officers and the streamlining of national IT systems to realise efficiencies and ensure that officers are able to spend more time in their communities.

The current status of policing in Edinburgh, combined with the rollout of mass vaccination and investment in digital support for operational policing, brings some much needed optimism for the future.



Chief Superintendent Sean Scott  
Divisional Commander  
City of Edinburgh Division



# Summary of Local Policing Priorities

**For the reporting period of 1<sup>st</sup> April to 31<sup>st</sup> December 2020, a total of 33786 crimes were recorded by Edinburgh Division. This is a reduction of 16.1% (6464 fewer crimes) against the five year average and 14.2% (5593 fewer crimes) against last year to date (LYTD). Solvency has increased by 5.8% over the same five year period to 57.3%. The following summary provides a breakdown of the picture in respect of our Local Policing Priorities against the 5 year average or LYTD, which was the 2019/2020 reporting period.**

## Addressing Violence

Overall violent crime in the city has reduced by 18.0% (980 fewer crimes) against the 5 year average and by 17.0% (918 fewer crimes) against LYTD. Murder has reduced by 50.0% (1 crime fewer) against the 5 year average. Attempted murder has reduced by 6.9% (1 fewer crime) against the 5 year average. Serious assaults have reduced by 38.7% (114 fewer crimes) against the 5 year average and by 30.8% (80 fewer crimes) against LYTD. Common assault (including emergency workers) has reduced by 16.8% (832 fewer crimes) against the 5 year average.

## Reducing Drug Harm and Targeting Supply

Partnership work with the National County Lines Co-ordination Centre continues, with the aim of reducing the opportunities for external Serious and Organised Crime Groups to supply controlled substances in Edinburgh, whilst also providing safeguarding opportunities for exploited children. Proactive enforcement has resulted in positive recoveries of illegal drugs, cash, related paraphernalia and the seizure of vehicles. Consequently total drug crime has increased by 12.3% (223 more crimes) against the 5 year average.

## Targeting Housebreaking and Acquisitive Crime

Acquisitive crime has decreased by 29.8% (4264 fewer crimes) against the 5 year average and by 23.6% (3109 fewer crimes) against LYTD. Domestic housebreaking has reduced by 61.8% (691 fewer crimes) against the 5 year average and by 40.1% (287 fewer crimes) against LYTD. Motor vehicle crime has reduced by 44.0% (925 fewer crimes) against the 5 year average and by 28.9% (478 fewer crimes) against LYTD. Theft from a locked place (excluding motor vehicles / dwellings) has reduced by 39.0% (93 fewer crimes), theft shoplifting reduced by 34.3% (1066 fewer crimes), and common theft reduced by 47.0% (1825 fewer crimes). Fraud has increased by 42.8% (392 more crimes).

## Dealing with Disorder and Antisocial Behaviour

Overall antisocial behaviour has increased by 19.6% (6005 more incidents) against the 5 year average. This large increase is directly related to the reporting of offences and incidents in relation to Covid-19 regulations, which were not previously recorded in 2019-2020. Overall Group 4 crimes (including vandalism, malicious mischief and fire-raising) have reduced by 23.1% (1006 fewer crimes) against the 5 year average. Vandalism has reduced by 25.1% (957 fewer crimes) over the same period.

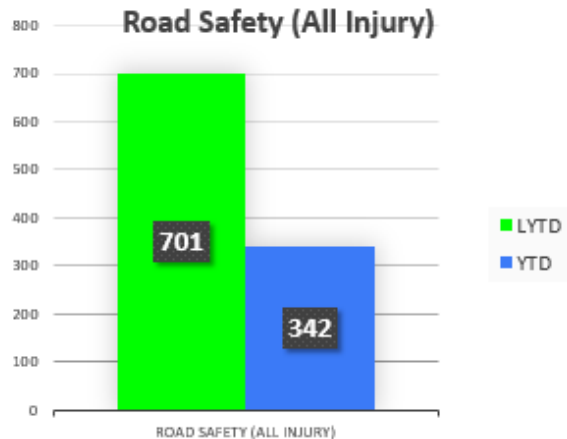
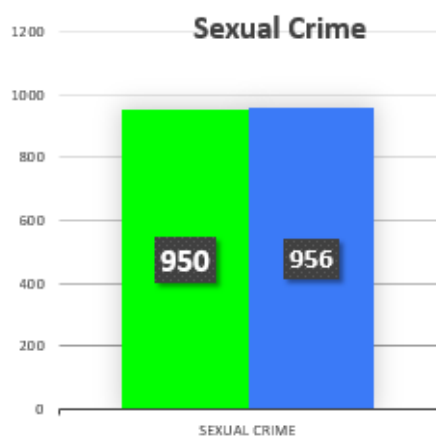
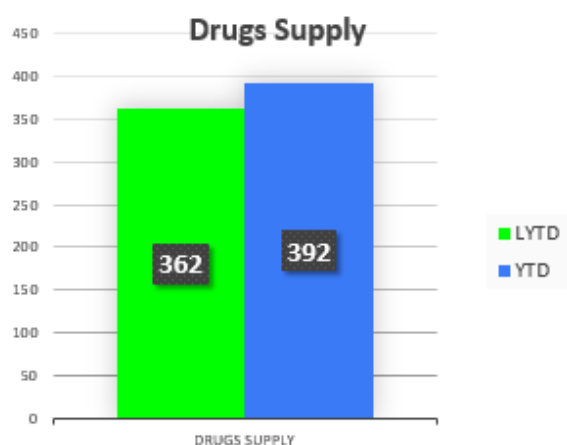
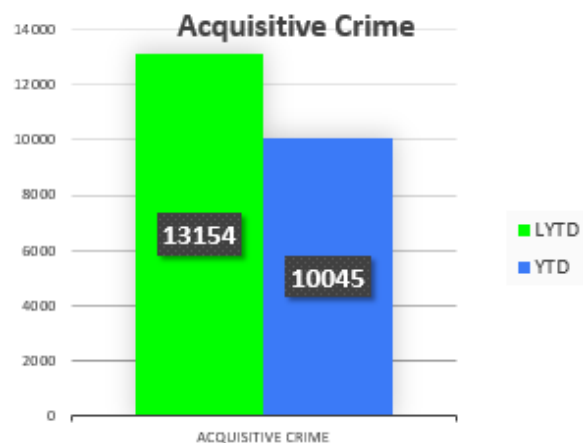
## Making Our Roads Safe

Offences in relation to driving and the use of motor vehicles have reduced by 11.7% (729 fewer offences) compared to the 5 year average and reduced by 13.3% (843 fewer offences) against LYTD. There have been 3 fatal collisions, which is a reduction of 25.0% (n=1) against the 5 year average. There has been a reduction of 13.6% (16 fewer collisions) in serious injury collisions and a reduction of 67.6% (490 fewer collisions) in those resulting in slight injury.



# Edinburgh City Division at a glance

The charts below represent year to date incident and crime demand throughout the Division, compared with last year to date.







# Public Safety and Wellbeing

Success means that threats to public safety and wellbeing are resolved by a responsive police service

## Addressing Violence

### Group 1 crime includes:

- Murder
- Attempted murder
- Culpable homicide
- Serious assault
- Robbery

	Group 1 Recorded Crime	Group 1 Solvency
		
April – December 2020	634	74.1%
April – December 5 year average	662.6	67.9%
% change from 5 year average	-4.3%	+6.2%

- Overall Group 1 violent crime has reduced by 4.3% (29 fewer crimes) against the 5 year average and by 22.9% (188 fewer crimes) against LYTD.
- S.1 Domestic Abuse Scotland Act offences have reduced by 34.8% (57 fewer crimes) against LYTD, however it is noted their presence continues to affect the overall Group 1 picture. When excluding S.1 Domestic Abuse Scotland Act offences, overall Group 1 crime has reduced by 20.5% (107 fewer crimes) against the 5 year average.
- Solvency has increased by 6.2% to 74.1% against the 5 year average. All violent crime continues to be overseen by the Violent Crime Board ensuring all investigative opportunities are identified and emerging patterns and trends are acted upon.
- 2 murders have been recorded this year, which is 1 fewer than the 5 year average and has reduced by 50.0% (2 fewer crimes) against LYTD.
- 19 attempted murders have been recorded this year, which is 1 fewer than the 5 year average and 1 more than LYTD.
- Serious assaults have reduced by 38.7% (114 fewer crimes) against the 5 year average and by 30.8% (80 fewer crimes) against LYTD.
- Robbery has reduced against the 5 year average by 16.1% (31 fewer crimes) and by 22.2% (46 fewer crimes) against LYTD.



### QUOTE

#### Detective Chief Inspector Graham Grant:



***“As was the case through the first two quarters, we continue to see a shift in demand to the suburban areas, which have maintained crime levels at a rate comparable with last year to date. It is the South East locality, encompassing the city centre, which accounts for a significant reduction in offending as a result of restrictions on travel and the night time economy. This reduction evidences the unique scale and demand the city and division typically manages during more conventional times.*”**

***The positive results in terms of our solvency, and notably our significant reduction in reported robberies, is evidence of our continued efforts to provide an excellent service and a safe environment for our public.”***



## Group 2 crime includes:

- Rape
- Sexual assault
- Lewd and libidinous practices
- Communicating indecently
- Disclosing intimate images

	Group 2 Recorded Crime	Group 2 Solvency
		
April – December 2020	956	64.3%
April – December 5 year average	883.6	55.7%
% change from 5 year average	+8.2%	+8.6%

- Overall Group 2 sexual crime has increased by 8.2% (72 more crimes) against the 5 year average and by 6.7% (6 more crimes) against LYTD.
- The increase in recorded crime has been influenced by the offence of Communicating Indecently. This has increased by 54.0% (44 more crimes) compared to the 5 year average and by 21.2% (22 more crimes) against LYTD. Communications offences of all types, which are most commonly committed via electronic and online communications, have increased this year. This is reflective of the wider national picture.
- Solvency has increased by 8.6% against the 5 year average and by 7.5% against LYTD.
- Rape has increased by 28.1% (41 more crimes) against the 5 year average and by 38.2% (52 more crimes) against LYTD. The increase in reports of rape is a consequence of a number of proactive operations into non-recent sexual offences.
- Sexual assaults have reduced by 21.3% (57 fewer crimes) against the 5 year average and reduced by 30.9% (96 fewer crimes) against LYTD.



## QUOTE

### DCI Alan Carson:

***“In December an ‘intensification period’, utilising both Public Protection Unit specialist resources and response policing officers from all areas of the city, provided sharp focus to drive investigations into Group 2 crimes. The activity aligned itself with national priorities and the priorities of the 16 Days of Activism Against Gender Based Violence campaign.***

***The team has made a real impact so far, investigating 52 crime reports with a solvency of over 69.0%. This has delivered a positive impact in terms of efficiency around enquiries, which in turn has provided improvement in terms of both service to victims and safeguarding.***

***The ESMAC project (Equally Safe – Multi Agency Centre) is similarly founded upon the principle of providing the best possible service to victims. Planning continues in relation to the project, which will see a welcome return to the co-location of partners to ensure maximum efficiency in responding to serious sexual offences and supporting victims.***



***In addition to dealing with sexual crime, the Public Protection Unit has also maintained its focus on Adult and Child Protection, as well as Sex Offender Management. The department strives to assist those most vulnerable in society, from victims of human trafficking to children suffering from sexual and physical abuse.”***



## Reducing Drug Harm and Targeting Supply

### Drug Supply crime includes:

- Manufacture or cultivation of drugs
- Supply of drugs to another (including intent)
- Bringing drugs into prison

	Drug Supply Recorded Crime	Drug Supply Solvency
		
April – December 2020	392	72.7%
April – December 5 year average	329.4	81.2%
% change from 5 year average	+19.0%	-8.5%

- Total drug crime has increased by 12.3% (223 more crimes) and solvency has reduced by 0.5% to 89.2% against the 5 year average.
- Production, manufacture or cultivation of drugs has increased by 24.3% (9 more crimes) and solvency has remained unchanged against the 5 year average at 95.6%.
- Supply of drugs has increased by 48.6% (108 more crimes) and solvency has reduced by 20.1% to 72.2% against the 5 year average. The reduction in solvency is largely due to the pending forensic analysis of controlled substances and electronic devices.
- Possession of drugs has increased by 10.1% (148 more crimes) and solvency has increased by 2.1% to 93.8% against the 5 year average.
- Bringing drugs into prison has reduced by 77.3% (54 fewer crimes) and solvency has reduced by 29.0% to 18.8% against the 5 year average. This reduction is a consequence of reduced visitor numbers to the prison.
- Partnership work with the National County Lines Co-ordination Centre continues, with the aim of reducing the opportunities for external Serious and Organised Crime Groups to supply controlled substances in Edinburgh, whilst also providing safeguards for exploited children.

## Reducing Drug Harm



### SPOTLIGHT ON DRUG HARM

#### Chief Inspector Neil Wilson:

***“The unique circumstances surrounding the Covid-19 pandemic have undoubtedly had an impact, however the coordinated approach to harm reduction delivered by police and partners has also played a significant role. The VOW team have provided key support to the Combined Health Intelligence Node, which allows timely and effective information sharing on those at the highest risk of drug related harm, and the Community Inclusion Health Huddle, which provides an effective overview forum for support providers and health agencies to identify intervention options and direct assertive outreach engagement.***

***The inaugural Divisional Drug Strategy Overview Meeting enabled development of shared situational awareness amongst stakeholders. The meeting will be held on a quarterly basis going forward, with the first area of focus identified as the challenges presented by illicit benzodiazepines in terms of their disproportionate health impacts. A sub-group has been established to drive forward activity to enrich the intelligence picture and ensure coordinated interventions to constrain supply.***

***Work is ongoing with health to expand access to Buprenorphine replacement therapy, which was one of the key recommendations of the Drugs Death Taskforce, and has the potential to revolutionise addiction treatment.”***



## Targeting Housebreaking and Acquisitive Crime

### Group 3 crime includes:

- Housebreaking
- Theft of / from motor vehicles
- Shoplifting
- Common theft
- Fraud

### Group 3 Recorded Crime



### Group 3 Solvency



April – December 2020	10045	27.6%
April – December 5 year average	14309	26.1%
% change from 5 year average	-29.8%	+1.5%

- Acquisitive crime has seen a reduction of 29.8% (4264 fewer crimes) against the 5 year average and a reduction of 23.6% (3109 fewer crimes) against LYTD.
- Overall housebreaking, which includes domestic premises, businesses, sheds and garages has reduced by 37.4% (825 fewer crimes) against the 5 year average and has reduced by 3.1% (45 fewer crimes) on LYTD.
- Domestic housebreaking has reduced by 61.8% (691 fewer crimes) against the 5 year average and by 40.1% (287 fewer crimes) on LYTD. Solvency has increased by 0.7% against the 5 year average and by 5.8% against LYTD.
- Motor vehicle crime has reduced by 44.0% (925 fewer crimes) against the 5 year average and by 28.9% (478 fewer crimes) against LYTD.
- Shoplifting has reduced by 34.3% (1066 fewer crimes) against the 5 year average and by 36.1% (1151 fewer crimes) against LYTD.
- Common theft has reduced by 47.0% (1826 fewer crimes) against the 5 year average and by 44.3% (1635 fewer crimes) against LYTD.



### CASE STUDY

#### Case Study - Investigation into Christopher Van Nuil

In December 2020, following extensive investigations by the Community Investigation Unit, Christopher Van Nuil was sentenced to over four years in prison for domestic housebreakings committed across the city. Van Nuil targeted elderly victims, with crimes involving the theft of jewellery and war medals, which was rightly identified by the Sheriff in his closing speech as an additional aggravator to his crimes. In recognition of the gravity and impact these offences will have on the victims involved, Van Nuil will not automatically be paroled, and upon release will be subject to licence conditions.



Following the conviction, Detective Inspector Kevin Tait stated:

*“Domestic housebreakings are viewed by many as one of the most impactful crimes against one’s privacy. Having someone enter your property, go through your personal belongings, and in some instances steal items of sentimental value can have a devastating impact on an individual’s wellbeing and sense of security within their own home. We recognise that preventing and investigating housebreakings is of critical importance to people in Edinburgh, and that is why we have two dedicated teams across the city that primarily focus on domestic housebreaking investigations. The courts also recognise the impact of these crimes, as evidenced in this investigation.”*



## Group 4 crime includes:

- Culpable and reckless conduct
- Vandalism
- Fire-raising

ASB Group Recorded Incidents	Group 4 Crime
	
April – December 2020	3339
April – December 5 year average	4344.6
% change from 5 year average	-23.1%

- Anti-Social Behaviour (ASB) incidents have increased 26.6% (6005 more incidents), however overall Group 4 crime has reduced by 23.1% (1006 fewer crimes) against the 5 year average.
- Fireraising has reduced by 18.9% (39 fewer crimes) against the 5 year average.
- Vandalism has reduced by 25.1% (957 fewer crimes) against the 5 year average, and solvency has increased by 5.9% to 22.5%.
- Public nuisance incidents have increased by 102.1% (6099 more incidents) on LYTD, whilst neighbour disputes have increased by 35.3% (541 more incidents) on LYTD.

Overall Group 4 crime and antisocial behaviour incidents have been heavily affected by Government restrictions, demonstrated by a significant reduction in recorded crime, contrasting with a large increase in reports of ASB. This rise is attributed to Covid-19 related regulation and compliance calls being classed as ASB on our Command and Control system.

## Community Engagement VOW Project

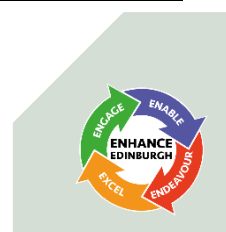


### QUOTE

The VOW Project is a Police Scotland initiative that aims to reduce offending and harm to people in Edinburgh by building positive relationships with those caught up in the offending cycle and building a bespoke service for each person to meet their needs.

**Sergeant Janie Harman:**



***“We are actively engaging with a teenage client who signed with the project in June 2020. He experienced childhood trauma and displayed anger and violence throughout his youth, leading to his eventual involvement in criminality. VOW have encouraged him to engage with the CAMHS Team, accompanying him to appointments, which has enabled the client to stabilise his mental health and develop coping strategies. Edinburgh’s Social Work Department have reported the client is now fully engaging with social and healthcare services. He continues to engage well with the VOW Project, who have supported him through recent personal difficulties, and he makes contact with VOW peer mentors for advice in the evenings to manage situations appropriately, rather than using violence or being involved in criminality as he did previously. The client is currently working his way towards obtaining a Construction Skills Certification Scheme (CSCS) card in order to gain access to the building industry, and is currently gaining work experience with a construction company.”***





## Group 7 crime includes:

- Dangerous Driving
- Drink / Drug Driving
- Speeding
- Driving without a Licence
- Mobile phone offences
- Using a vehicle without an MOT certificate

	Group 7 Recorded Crime	Group 7 Solvency
		
April – December 2020	5505	84.8%
April – December 5 year average	6234	84.0%
% change from 5 year average	-11.7%	+0.8%

- Group 7 crime has reduced by 11.7% (729 fewer crimes) and solvency has increased by 0.8% to 84.8% against the 5 year average.
- Dangerous driving offences have increased by 46.3% (75 more crimes) against the 5 year average.
- Driving without a licence offences have increased by 20.3% (75 more crimes) against the 5 year average.
- Driving without insurance offences have increased by 43.4% (427 more crimes) against the 5 year average.
- There have been 3 fatal collisions, which is a reduction of 25.0% (n=1) against the 5 year average. There has been a reduction of 13.6% (16 fewer collisions) in serious injury collisions and a reduction of 67.6% (490 fewer collisions) in those resulting in slight injury. The overall reduction in collisions has allowed Roads Policing officers to be increasingly proactive, resulting in the increased reporting in the above listed crime types.

## Road Policing in Edinburgh



### KEY FACTS

#### PI Roger Park – Roads Policing Unit:

***“Tragically 3 fatal collisions have occurred this year to date, and all 3 have involved vulnerable road users.***

***It is however pleasing to see a significant decrease in both serious and slight injury collisions, which can be attributed to diminished traffic flow and public space use as a result of Covid-19 lockdown regulations.***




***The ability to increase focus on travelling motorists has resulted in a significant increase in the detections of offenders driving dangerously and driving without a valid licence or insurance.***

***The use of the ‘Ranger Motorcycle’ at pre-identified locations has and will continue to be used to detect and deter speeding motorists.”***



The Ranger Motorcycle, being used here on Melville Drive, can be deployed across the city in order to detect and deter speeding.

## Domestic Abuse

	All Domestic Abuse Incidents	Domestic Crimes	Domestic Abuse Solvency
			
April – December 2020	4510	2628	72.0%
April – December 2019	4332	2663	62.4%*
% change from LYTD*	+4.1%	-1.3%	+9.6%

\* no 5 year average figures are available

- Domestic abuse incidents have increased by 4.1% (178 more incidents) against LYTD.
- Domestic crimes have reduced by 1.3% (35 fewer crimes) against LYTD.
- Solvency has increased by 9.6% to 72.0% compared to LYTD.
- Domestic Scheme for Domestic Abuse Scotland referrals have continued to increase on last year. The scheme provides means of sharing information about an abusive partner's past. Increased numbers of applications are being received by partner agencies demonstrating a greater awareness of the scheme and its key role in the provision of protection to those who may be at risk of domestic abuse.
- There has been an increase in referrals from Shakti via The Edinburgh Violence Against Women Partnership, as a result of more frequent communication through regular Microsoft Teams meetings. The increase in referrals has not translated into more recorded crime, with Honour Based Abuse assessments frequently being conducted from a safeguarding perspective only.

## Domestic Abuse






### QUOTE

**DCI Iain Ramsay – Public Protection Unit:**

***“The effects of the Covid-19 pandemic continue to be seen across the domestic abuse arena with both an increase in incidents and crimes recorded against last year. These rises were anticipated, reflecting the overall national picture, and the collaborative approach involving the Domestic Abuse Investigation Unit (DAIU), statutory and third sector partners remains ongoing, ensuring that all those affected by domestic abuse are provided with the necessary support.***

***To support our staff during this challenging period we have identified officers who can perform core safeguarding DAIU functions whilst working from home, and have obtained the IT capability to realise this potential.”***



	All Hate Incidents	Hate Incidents Where a Crime Is Recorded	Hate Crime Solvency
			
April – December 2020	964	784	62.4%
April – December 2019	1005	812	56.0%*
% change from LYTD	-4.1%	-3.4%	+6.4%

\* no 5 year average figures are available

- Hate incidents have reduced by 4.1% (41 fewer incidents), while incidents where a hate crime is recorded have reduced by 3.4% (28 fewer incidents) compared to LYTD.
- Solvency for hate crime has increased by 6.4% compared to LYTD.
- Racially aggravated crimes have reduced by 3.5% (22 fewer crimes) compared to LYTD, and crimes aggravated by sexual orientation have reduced by 17.0% (27 fewer crimes) compared to LYTD.
- The reduction in recorded incidents and crimes can be attributed to the reduction in use of public transport, the night-time economy shutting down and the reduced footfall at commercial premises.

## Engagement and Support During the Pandemic



### SPOTLIGHT ON HATE CRIME

**PS Mark Innes, Preventions, Interventions & Partnerships team:**

*“Throughout the pandemic the Prevention, Intervention and Partnerships team have focused on offering new and creative methods of engagement to ensure that partnership work not only continues, but can be enhanced through sustainable means. This has been designed to meet the needs of partners and to allow for the continued provision of support to victims of crime. The team continue to make contact with every victim of hate crime, providing specialist support from an Equality and Diversity police officer, and an offer of referral to Victim Support Scotland or an alternative suitable support organisation.*

*Recently the team launched their 'Cuppa With A Cop' via Microsoft Teams. This was arranged with LGBT Youth Scotland during LGBT History Month, intended to coincide with Time To Talk Day and Children's Mental Health Week. The three sessions afforded young people of various age ranges the opportunity to set the agenda and have a conversation with a police officer about any topic they wanted to discuss. Initial feedback was exceptionally positive and these types of events are now being planned to take place with partners and those using their services during March, when the team will be focussing on disability.*

*The team provided a hate crime input to the newly established Equalities Leads within Edinburgh's secondary schools and, to supplement this, had planned hate crime inputs to primary schools. Following the cancellation of these events, a short video, designed to offer a reassurance message and a reminder for children to be kind and respectful to each other, was recorded and distributed to the city's primary schools. This allowed the schools the opportunity to show the video to children still attending school or for it to be embedded within their online learning platforms for children at home.”*





## Investigation of Gabrielle Friel



## KEY FACTS

In early 2018 Gabrielle Friel was sentenced to 300 hours of community service following an incident at Edinburgh's Telford College whereby he stabbed a police officer in the armpit. He had informed a classmate that he intended to conduct a knife attack in the cafeteria, however the police intervention prevented this.

The following year, Gabrielle Friel's social worker noted he was fixated on Californian spree killer Elliot Rodger. The social worker liaised with Gabrielle Friel's psychiatrist regarding the concerns, who subsequently contacted the police after being shown images on a mobile phone of body armour and a crossbow that Gabrielle Friel claimed to have purchased.

Gabrielle Friel was subsequently arrested and a search warrant was effected at his home address, where a number of items including a lethal crossbow, 15 bolts for the weapon, a scope, and a ballistic vest were seized.



During the trial at the High Court of Edinburgh the jury were informed that Friel had made repeated searches online for ways that he could acquire a gun and that he was "addicted" to reading about mass murder carried out by men who described themselves as being involuntary celibates (Incels), a subculture based around members' perceived inability to find sexual partners.

Gabrielle Friel was found guilty of a charge under Section 57 of the Terrorism Act 2000, for possessing a crossbow, crossbow bolts, a tactical vest and a machete for a terrorist purpose. A further charge of attack planning under Section 5 of the Terrorism Act 2006 was found to be not proven.

Gabrielle Friel received a 15 year extended sentence (10 years custodial element) and will be subject to a Serious Crime Prevention Order for 5 years on his eventual release.

Following conviction Detective Superintendent Paul Grainger, Senior Investigating Officer, said:

*"This prosecution related to concerns raised by Mental Health and Social Work professionals around Friel's purchase of these weapons and concerns about an extremist and violent mind-set in August 2019, which led to an early intervention and his arrest."*

*"This is the first case of this kind in Scotland where the Involuntary Celibacy (Incel) ideology was identified as being a motivating factor and thus allowing the libelling of Terrorism Act offences. This represents a landmark verdict in the UK around a non-traditional terrorist ideology."*

*"This case is an excellent example of close working and co-ordination between E Division, the Counter Terrorism element of Police Scotland's Organised Crime and Counter Terrorism Unit, Crown Office and Procurator Fiscal Service, and partner agencies including NHS Lothian and Criminal Justice Social Work. This partnership effort resulted in an early intervention that quickly and effectively mitigated the risk Friel posed to local communities, and resulted in the successful conviction and imposition of a substantial sentence."*



## Public Safety – The Use of Taser



## KEY FACTS

In 2018 Police Scotland increased its use of Taser (known as Conducted Energy Devices) by equipping around 520 Specially Trained Officers (STOs) in local policing divisions, in order to improve the safety of the public and police officers following an increase in officers being confronted by people with bladed weapons, and an increase in assaults on officers. As of 31<sup>st</sup> December 2020, E Division has 60 STOs.

As part of the introduction of STOs, a number of Taser Hubs were installed across Scotland to facilitate deployment in local communities. Police Scotland carried out an internal review of the implementation of STOs and Taser Hub locations to ensure the deployment model is effective and efficient. An ongoing review of the Taser strategy is also taking place as part of Police Scotland's wider Strategic Threat and Risk Assessment (STRA).

The internal review found that travel time to Taser Hubs was causing difficulties in the deployment of some STOs. To address this problem, Police Scotland has started to install additional Hubs across Scotland to complement those already in place. The additional Hubs will provide STOs a greater sphere of locations to deploy from, whilst also providing better geographical coverage to keep the public and officers safe. E Division's Hubs at Howdenhall, Drylaw and Wester Hailes, will now be supplemented with a further Hub at Leith Police Station.

The use of a Taser is broken down as follows:

- Draw
- Aim
- Red dot
- Arced
- Discharged (fired)

This year to date STOs in Edinburgh have been deployed and drawn their Taser on 21 occasions, with a discharge having taken place in 3 instances. The majority of these deployments are in response to violent incidents. Officers in Edinburgh have been presented with a variety of items, including knives, glass, razor blades, and baseball bats.

On each occasion a Taser has been discharged, the events have been independently investigated by the Police Investigations and Review Commissioner (PIRC). Initial data suggests the deployment of officers using Taser has resulted in fewer assaults on officers, as well as fewer injuries to those subject to the use of Taser, when compared to when to incidents involving the use of police batons or PAVA.

The Chief Constable has committed to reduce the impact of violence, to improve the safety of officers and staff in his "Your Safety Matters" Assault Pledge, which is also supported by the Lord Advocate and the Cabinet Secretary for Justice.

At a time when there are increasing assaults on police officers and staff, as well as other emergency service workers, it is important that there is a wider public consideration about how best we as a society protect our officers. The "Your Safety Matters" group, which includes staff associations, unions and experts from across Police Scotland, is undertaking an end-to-end strategic review of all violence and abuse towards officers and staff.

The "Your Safety Matters" Strategic Review will inform how we as a service protect our people against violence and will inform decision making about our future provision of Taser across Scotland alongside the wider STRA.



# Needs of Local Community

Success means the needs of the local communities are addressed through effective service delivery

## Preventative Approaches and Local Partnerships



### SPOTLIGHT ON SOUTH EAST

#### Reducing Drug Harm & Targeting Supply

Aligned with the tenets of Edinburgh Division's Drug Strategy, the South East's activities have encapsulated intelligence development / assessment, community engagement, prevention, disruption and enforcement, as summarised below:

#### **South East Dedicated Crime Teams**

- Heightened local profile / awareness due to the consolidation / enhancement of professional working relationships, both internal and external to the Division. This has included engagement with the management of supported accommodation, as a consequence of which, they are now sighted as to the vulnerabilities underpinning / signs of suspicious activity.
- Individuals subject of / vulnerable to exploitation, have been identified and signposted to VOW, Threshold, Side Step and other relevant agencies.
- Following warrant executions neighbouring properties have been subject of letter drops, with the householders being assured around Police Scotland's ongoing commitment and encouraged to provide information via recognised reporting mechanisms.
- Enforcement activities over the last 3 months have included the execution of 10 warrants, with resultant drug seizures totalling over £80,000, and cash and bank asset seizures/frozen totalling over £40,000.

#### Operation Yuletide

Collectively addressing youth ASB, acquisitive crime and road safety, this City of Edinburgh Council funded initiative ran during December 2020. With decreased reports in relation to antisocial behaviour (ASB) and acquisitive crime in the targeted areas, allied with a number of speeding and other driving related offences, the operation was well received by local communities, businesses and elected representatives.

#### Local Partnerships

**Southside Retail Premises** - Following reports of non-criminal ASB and minor disorder within a number of local supermarkets, Community Policing Teams (CPT) embedded reassurance patrols within relevant areas. This activity was further complemented by engagement with the respective managers, wherein target hardening opportunities and Scottish Business Resilience Centre training for their security staff was discussed and arranged.

**City Centre Retail Premises** - Whilst the Business Improvement District (BID) officer continues to act as the principal link, as part of Hate Crime awareness week, CPT officers engaged with retailers based within Waverley Mall, with this also having allowed for the further promotion of ACT training. With the Homeless Hub having relocated within our area, officers provided tailored crime prevention advice to retailers and the Hub staff, thereby ameliorating concerns around increased instances of acquisitive crime and ASB. There have been no reported spikes or crime trends.

**Operation Proust** - To address instances of youths setting fires within the Southside, CPT have been working collaboratively with Scottish Fire and Rescue Service (SFRS) and City of Edinburgh Council's local lifelong learning and development officer, and with hot spots and triggers having been identified, officers are undertaking joint patrols with SFRS and youth outreach workers.



# Confidence in Policing

Success means public and communities are engaged, involved and have confidence in policing

Police Scotland is committed to a monthly User Satisfaction Survey. A change in process in January 2020 now sees a minimum of 123 surveys being conducted by an external consultancy every month within Edinburgh, to provide feedback on the public's interactions with the police. Participants are sent SMS messages containing a link to a survey, which they then complete.

Results from April-December 2020 are provided below:

	Adequately Updated	Treated Fairly	Treated with Respect	Overall Satisfaction
Dec 2020	56.9%	68.1%	85.0%	74.6%
Force	57.7%	70.1%	84.3%	74.6%

Engagement and involvement are key aspects of policing, identifying local priorities, problem solving and ensuring our communities have confidence in policing. We work hard to use the findings of these surveys to identify areas for service delivery improvement.

## Community Engagement – South East



### ROAD SAFETY

#### Engagement Activity with South East (SE) Primary Schools

Working with school staff and City of Edinburgh Council's roads department, CPT have completed high visibility patrols at the start and finish of the school day, with officers promoting the 'Be Bright, Be Seen and Stay Safe' message. This has been further complemented by parents and carers being reminded of key safety messages and responsibilities when completing school drop offs. Further, maximising the opportunities afforded by Microsoft Teams, an officer from SE's CPT completed a 'how to get to school safely' input with 80 Primary 4 children. This inaugural IT engagement exercise was well received and will be rolled out across all of SE's primary schools.



PC MacKenzie provides a road safety input via Teams

#### Road Safety Activity proximate to South East Primary Schools

Fully supported by school staff, CPT continue to address school related parking issues via prevention, early intervention and education approaches such as 'School Street'. Joint work with City of Edinburgh Council and school representatives has also resulted in recommendations being made around improved signage.

#### Cycle Safety

To increase safety awareness, CPT officers have held various bike marking events, also having utilised this as an opportunity to provide relevant safety and security advice.

#### Speed Checks and Operation Close Pass

Community Teams have completed regular speed checks within 30 mph and 20 mph areas, allied with Operation Close Pass initiatives in concert with Roads Policing colleagues.



# Positive Working Environment

Success means our people are supported through a positive working environment enabling them to serve the public

## Positive Working Environment



### KEY FACTS

#### Training & Development

- Divisional candidates for promotion to Sergeant are currently awaiting a date for attendance at the national assessment centre, although at present all scheduled promotion processes are unable to take place due to Covid-19 related restrictions.
- The new divisional Chief Superintendent online forum took place in December. Posts were submitted by officers and staff, and some suggestions have been taken forward. This forum will take place on a regular basis.
- The National Mentoring Programme has been relaunched and promoted in E Division. A number of Mentor Profiles and Mentee Applications were received, and matching has been completed. A survey is ongoing to evaluate the 2020 Mentoring pilot in order to take forward any learning.
- At a National level work is ongoing to progress Virtual Training rooms/hubs across divisions to allow officers/staff to participate in training at home stations, maximising numbers participating in training courses, and allowing divisions to deliver training inputs during restrictions.
- A national CBRN training opportunity has been advertised up to the rank of Sergeant in order to increase the national cadre ahead of the 26<sup>th</sup> Conference of the Parties (COP26).

#### Wellbeing & Awards

- The 'Be Bright Be Seen' cycling campaign has been profiled on the divisional intranet, and over 100 free personal safety cycling packs have been distributed to officers and staff.
- Over 60 suggestions were submitted by E Division officers and staff for the Little Things wellbeing initiative. The majority of suggestions will be progressed by either divisional staff or the Little Things Team, with work having commenced already.
- 3 divisional nominations have been shortlisted for the Force Excellence Awards, namely:
  - Operation Risbalt – Greatest Contribution to Policing Priorities
  - Castlerock Edinvar – Policing Partner of the Year
  - PC Ritchie – Probationary Constable of the Year

#### Special Constables & Police Scotland Youth Volunteers

- A monthly Specials newsletter has been produced highlighting the commitment from Specials and their significant contributions and initiatives.
- Specials training was due to commence at Napier University in January in order to train 6 new officers, however online elements will be undertaken first in light of recent restrictions.
- PSYV training nights held - Online training has been delivered via MS Teams on Leadership & Development in partnership with the Royal Navy, and an input was received on the Heritage Heroes Award.
- COP26 opportunities have been disseminated to divisional Specials.





# Sustainable and Adaptable Service

Police Scotland is sustainable, adaptable and prepared for future challenges

The forthcoming year will see the implementation of a number of elements of organisational change across the Division.

## Divisional Change Board



### SPOTLIGHT

#### Mobile Devices

- A scoping operation for Phase 2 of the mobile device rollout has been instigated for the provision of mobile devices to CID, PPU and CIU. This will include the provision of a mobile device for all, and where the role places specific emphasis on statement taking, an additional tablet device will be provided. We await timings for delivery and training.

#### Core Operating Solutions

- The planned go live date for the new National UNIFI crime recording system is for later this year. E Division have provided staff from the Recorded Crime Management Team to assist with testing the new crime system and providing feedback to its developers.

#### Operation Talla

Following the announcement of a more virulent strain of Covid-19 within the UK, the following actions have been completed:

- New health and safety precautions have been implemented in line with national guidance.
- Upscaling of the provision of PPE to all front line officers has been implemented by the Divisional Coordination Unit.
- Training is being prioritised to those who have yet to receive initial training on the FFP3 masks, and we await the rollout of a new FFP3 mask currently being piloted in the West Command area.
- In response to learning from positive Covid-19 tests within the PPU, additional IT provision has been authorised to facilitate working from home to reduce footfall within offices and provide greater resilience should any further positive cases present.
- 12 further requests for IT provision to enable working from home have been submitted in response to risk assessments relating to the updated government advice. Nine have been approved thus far and 3 are pending.

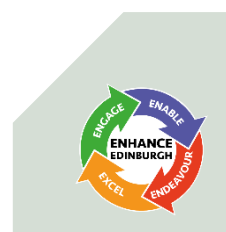
#### Body Worn Video

- Armed officers will be equipped with Body Worn Video (BWV) ahead of the COP26 climate change summit to be held in Glasgow later this year.
- A public consultation has taken place seeking the public's views to help shape the use of BWV by our police officers when interacting with the public. Police officers were also invited to submit their views on the subject.



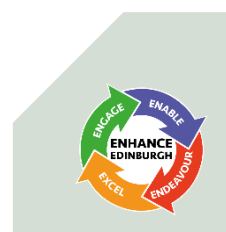
Overall Recorded Crime					
	19/20	20/21	% change from 19/20	5 year mean	% change from 5 year mean
Group 1-5	23,210	19,400	-16.4	23,742.6	-18.3
Group 1-7	39,379	33,786	-14.2	40,249.8	-16.1
Group 1	822	634	-22.9	662.6	-4.3
Group 2	950	956	0.6	883.6	8.2
Group 3	13,154	10,045	-23.6	14,309.0	-29.8
Group 4	4,000	3,339	-16.5	4,344.6	-23.1
Group 5	4,284	4,426	3.3	3,542.8	24.9
Group 6	9,821	8,881	-9.6	10,273.2	-13.6
Group 7	6,348	5,505	-13.3	6,234.0	-11.7

Overall Solvency Rates					
	19/20	20/21	% change from 19/20	5 year mean	% change from 5 year mean
Group 1-5	39.6	45.2	5.6	36.7	8.5
Group 1-7	52.4	57.3	4.9	51.5	5.8
Group 1	67.3	74.1	6.9	67.9	6.2
Group 2	56.8	64.3	7.5	55.7	8.6
Group 3	26.2	27.6	1.3	26.1	1.5
Group 4	20.0	25.3	5.3	17.6	7.7
Group 5	89.8	92.0	2.2	92.7	-0.7
Group 6	65.0	66.6	1.5	65.9	0.7
Group 7	79.7	84.8	5.1	84.0	0.8



Group 1 – Non Sexual Crimes of Violence - Recorded					
	19/20	20/21	% change from 19/20	5 year mean	% change from 5 year mean
<b>Group 1 Total</b>	822	634	-22.9	662.6	-4.3
Murder	4	2	-50.0	2.8	-28.6
Culpable Homicide	6	4	-33.3	2.8	42.9
S1 Domestic Abuse	164	107	-34.8	32.8	226.2
Att Murder	18	19	5.6	20.4	-6.9
Serious Assault	260	180	-30.8	293.8	-38.7
Robbery	207	161	-22.2	191.8	-16.1

Group 1 – Non Sexual Crimes of Violence – Solvency					
	19/20	20/21	% change from 19/20	5 year mean	% change from 5 year mean
<b>Grp 1 Total</b>	67.3	74.1	6.9	67.9	6.2
Murder	125.0	100.0	-25.0	107.1	-7.1
Culpable Homicide	100.0	100.0	0.0	78.6	21.4
S1 Domestic Abuse	62.2	75.7	13.5	62.2	13.5
Att Murder	100.0	89.5	-10.5	93.1	-3.7
Serious Assault	71.5	79.4	7.9	70.9	8.5
Robbery	71.5	83.9	12.4	66.6	17.2





Group 2 – Sexual Crimes – Recorded					
	19/20	20/21	% change from 19/20	5 year mean	% change from 5 year mean
<b>Total Group 2</b>	950	956	0.6	883.6	8.2
Rape	136	188	38.2	146.8	28.1
Sexual Assault	304	210	-30.9	266.8	-21.3
Lewd & Libidinous	94	95	1.1	79.0	20.3
Indecent Communications	104	126	21.2	81.8	54.0
Threat/Disclose Intimate Image	43	47	9.3	21.2	121.7

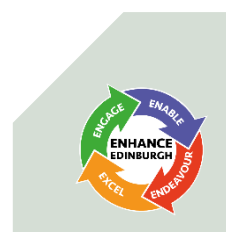
Group 2 – Sexual Crimes – Solvency					
	19/20	20/21	% change from 19/20	5 year mean	% change from 5 year mean
<b>Total Group 2</b>	56.8	64.3	7.5	55.7	8.6
Rape	53.7	60.6	7.0	53.0	7.6
Sexual Assault	49.0	55.7	6.7	41.2	14.6
Lewd & Libidinous	84.0	81.1	-3.0	64.1	17.0
Indecent Communications	63.5	69.0	5.6	65.0	4.0
Threat/Disclose Intimate Image	46.5	44.7	-1.8	49.1	-4.4



Group 3 – Acquisitive Crime - Recorded					
	19/20	20/21	% change from 19/20	5 year mean	% change from 5 year mean
<b>Total Group 3</b>	13,154	10,045	-23.6	14,309.0	-29.8
Housebreaking Dwelling	715	428	-40.1	1,119.2	-61.8
Housebreaking Non-Dwelling	371	680	83.3	563.8	20.6
Housebreaking other	338	271	-19.8	521.2	-48.0
<b>Total Housebreaking</b>	1,424	1,379	-3.2	2,204.2	-37.4
OLP Motor Vehicle	382	246	-35.6	689.4	-64.3
Theft of Motor Vehicle	505	424	-16.0	591.0	-28.3
Theft from Motor Vehicle	680	445	-34.6	674.6	-34.0
<b>Total Motor Vehicle</b>	1,654	1,176	-28.9	2,101.0	-44.0
Theft Shoplifting	3,188	2,037	-36.1	3,102.6	-34.3
Common Theft	3,691	2,056	-44.3	3,881.6	-47.0



Group 3 – Acquisitive Crime – Solvency					
	19/20	20/21	% change from 19/20	5 year mean	% change from 5 year mean
<b>Total Group 3</b>	26.2	27.6	1.3	26.1	1.5
Housebreaking Dwelling	25.7	31.5	5.8	30.9	0.7
Housebreaking Non-Dwelling	11.9	10.3	-1.6	6.0	4.3
Housebreaking other	37.0	38.7	1.8	32.7	6.0
<b>Total Housebreaking</b>	24.8	22.5	-2.3	25.0	-2.5
OLP Motor Vehicle	7.6	14.2	6.6	9.4	4.8
Theft of Motor Vehicle	24.2	44.6	20.4	26.6	18.0
Theft from Motor Vehicle	6.2	12.6	6.4	7.7	4.9
<b>Total Motor Vehicle</b>	12.3	24.2	11.9	14.0	10.3
Theft Shoplifting	53.2	52.4	-0.8	55.3	-2.9
Common Theft	15.0	20.4	5.4	14.2	6.3



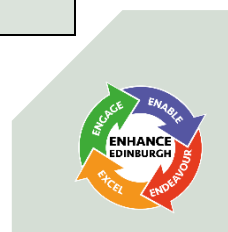
Group 4 – Fire-raising, Vandalism etc. - Recorded					
	19/20	20/21	% change from 19/20	5 year mean	% change from 5 year mean
<b>Total Group 4</b>	4,000	3,339	-16.5	4,344.6	-23.1
Fire-raising	154	166	7.8	204.6	-18.9
Vandalism	3,537	2,850	-19.4	3,807.4	-25.1
Culpable & Reckless	300	314	4.7	323.4	-2.9

Group 4 – Fire-raising, Vandalism etc. – Solvency					
	19/20	20/21	% change from 19/20	5 year mean	% change from 5 year mean
<b>Total Group 4</b>	20.0	25.3	5.3	17.6	7.7
Fire-raising	14.3	19.3	5.0	19.2	0.1
Vandalism	19.1	22.5	3.5	16.6	5.9
Culpable & Reckless	33.7	53.8	20.2	27.0	26.8



Group 5 – Other Crimes – Recorded					
	19/20	20/21	% change from 19/20	5 year mean	% change from 5 year mean
<b>Total Group 5</b>	4,284	4,426	3.3	3,542.8	24.9
Carry offensive weapon	91	105	15.4	85.6	22.7
Handling bladed/pointed weapon	187	178	-4.8	166.2	7.1
Bladed/pointed used in other criminality	144	101	-29.9	68.0	48.5
Total offensive weapon	562	564	0.4	401.6	40.4
Supply of drugs	362	392	8.3	329.4	19.0
Possession of drugs	1,999	1,624	-18.8	1,476.2	10.0

Group 5 – Other Crimes – Solvency					
	19/20	20/21	% change from 19/20	5 year mean	% change from 5 year mean
<b>Total Group 5</b>	89.8	92.0	-0.7	92.7	FALSE
Carry offensive weapon	89.0	93.3	1.7	91.6	1.7
Handling bladed/pointed weapon	92.0	93.3	0.4	92.9	0.4
Bladed/pointed used in other criminality	73.6	77.2	1.6	75.6	1.6
Total offensive weapon	84.2	84.8	-2.5	87.3	-2.5
Supply of drugs	87.3	72.7	-8.5	81.2	-8.5
Possession of drugs	86.8	93.8	2.1	91.8	2.1



Group 6 Recorded Crime					
	19/20	20/21	% change from 19/20	5 year mean	% change from 5 year mean
<b>Total Grp 6</b>	9,821	8,881	-9.6	10,273.2	-13.6
Common assault	4,448	3,655	-17.8	4,527.4	-19.3
Common assault - emergency workers	454	457	0.7	417.0	9.6
Total Common assault	4,902	4,112	-16.1	4,944.4	-16.8

Group 6 Solvency Rates					
	19/20	20/21	% change from 19/20	5 year mean	% change from 5 year mean
<b>Total Grp 6</b>	65.0	66.6	0.7	65.9	2.1
Common assault	53.8	55.6	1.3	54.3	2.8
Common assault - emergency workers	98.2	98.5	1.2	97.3	2.0
Total Common assault	57.9	60.4	2.4	58.0	3.7



Group 7 – Offences Related to motor Vehicles					
	19/20	20/21	% change from 19/20	5 year mean	% change from 5 year mean
Total Group 7	6,348	5,505	-13.3	6,234.0	-11.7
Dangerous Driving	160	237	48.1	162.0	46.3
Drink / Drug Driving	307	381	24.1	280.8	35.7
Speeding Offences	325	262	-19.4	507.8	-48.4
Driving whilst Disqualified	114	111	-2.6	108.2	2.6
Driving without a Licence	339	447	31.9	371.6	20.3
Insurance Offences	994	1,410	41.9	983.0	43.4
Seat Belt Offences	136	53	-61.0	187.0	-71.7
Mobile Phone Offences	158	61	-61.4	309.4	-80.3
Driving Carelessly	560	529	-5.5	467.0	13.3
Using a MV without MOT	967	543	-43.8	840.2	-35.4



Police Scotland's Quarter 3 Performance Report for the Scottish Police Authority can be found [here](#)

Police Scotland performance statistics by council and multimember ward area is available [here](#)

Should you desire any information that is not detailed on our website, you may submit an access to information request by following the instructions provided [here](#)





